

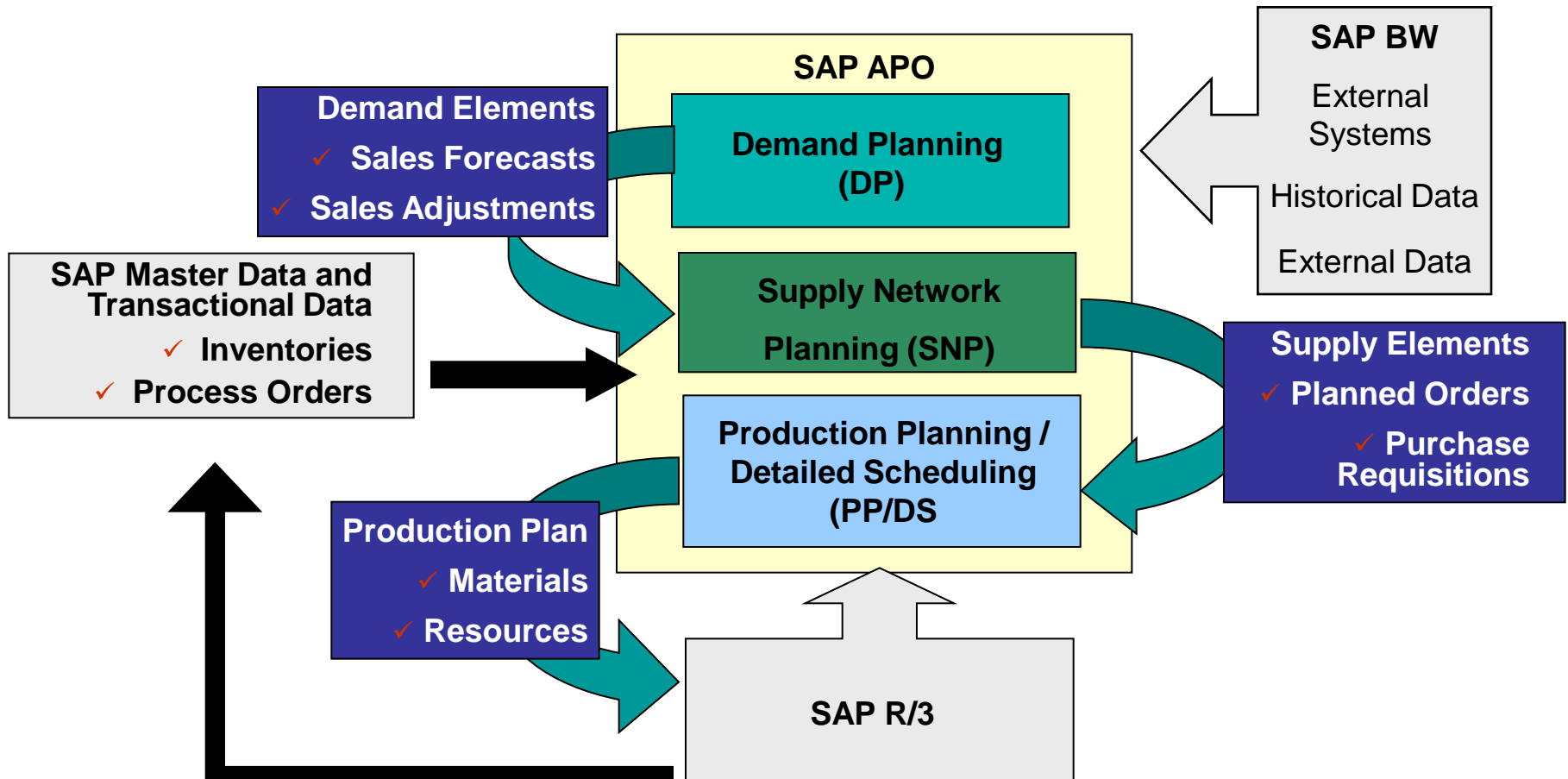
SAP APO (Advanced Planner and Optimizer overview) – Sample training content

Give a flavor and a glance about this course

- Describe APO.
- Define high level business processes within APO.
- Explain the three different areas within APO:
 - Demand Planning (DP).
 - Supply Network Planning (SNP).
 - Production Planning / Detailed Scheduling (PP/DS).
- Describe the benefits of DP, SNP and PP/DS
- Hands on exercises in the SAP APO system and real life project scenarios

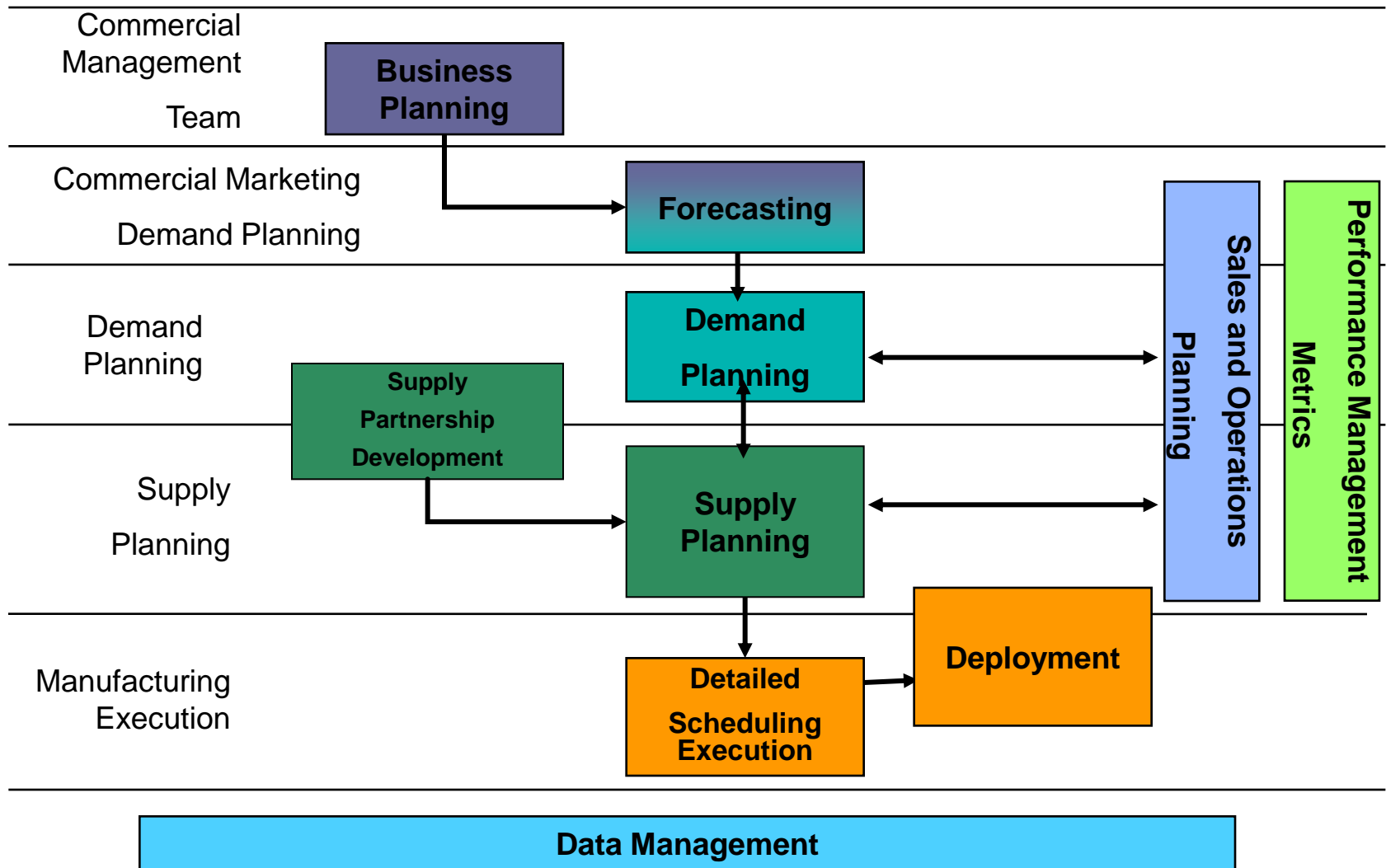
What is APO?

- APO stands for Advanced Planning & Optimization
- It is an SAP application where demand and supply planning processes are performed.



Business Process

Concept of Operation



APO Modules Timeline

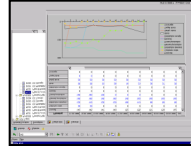
Production Planning / Detailed Scheduling



The area within APO where short-term planning is completed.

- Material Requirement Planning.
- Capacity Requirement Planning.

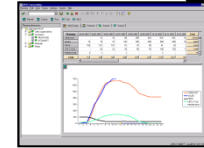
Supply Network Planning



The area within APO where supply planning information is accumulated from SAP R/3.

- Heuristics Planning or Optimization
- Rough Cut Capacity Leveling.
- Generation of a Master Production Plan for the manufacturing site.

Demand Planning



The area within APO where product demand information is accumulated.

- Statistical Forecasting.
- Sales Pace Tracking.
- Generation of 36 month Demand Plan.

14 days

14 to 90 Days

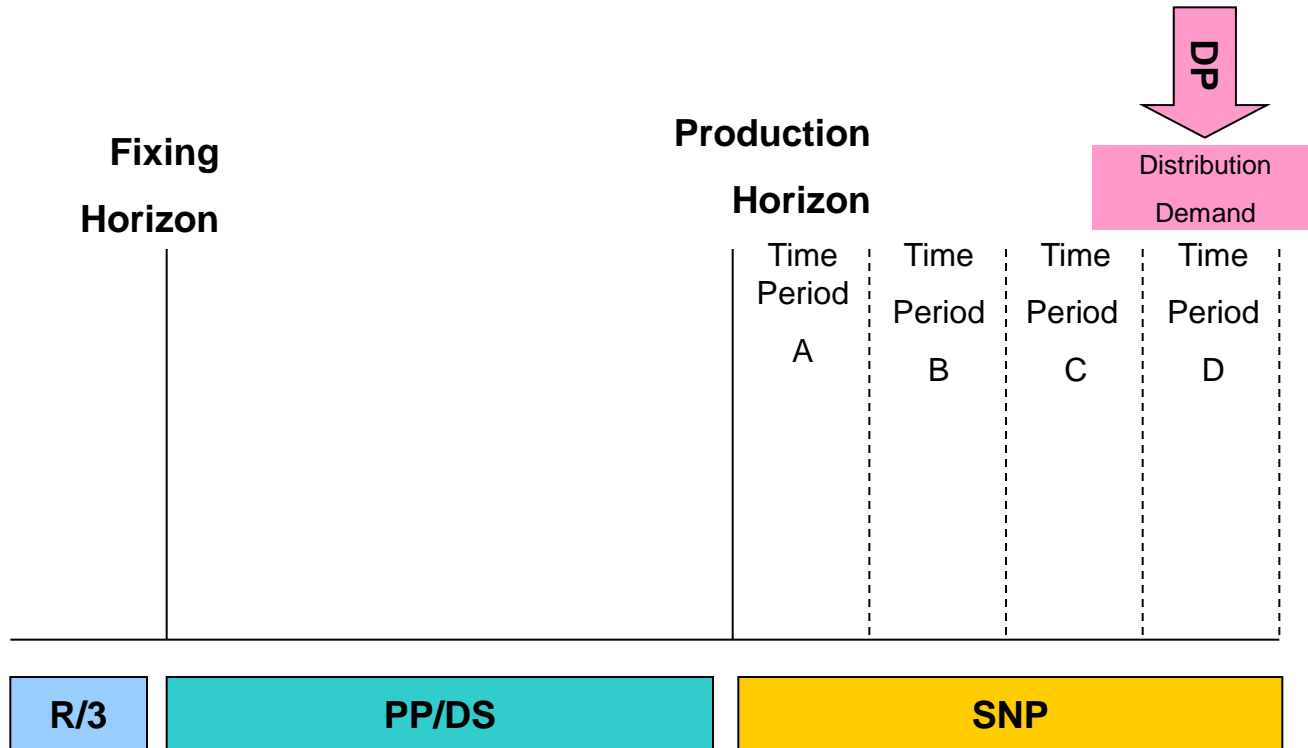
90 + Days

← **Today**

----- **Future**

How Does It All Operate?

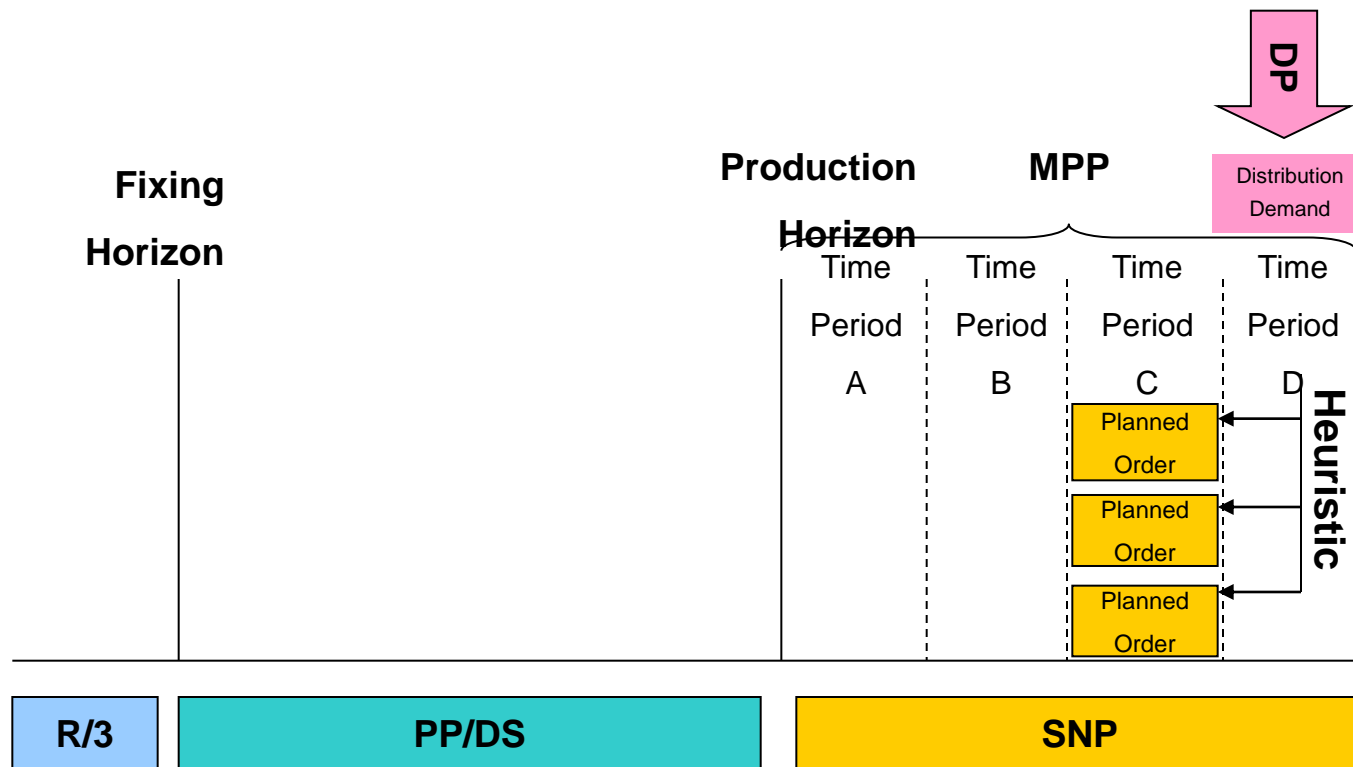
It all Starts with the 'Forecast' placed on the Distribution Center,
which creates 'Distribution Demand' at the manufacturing Plant



Note: In pharma industry (Vaccines product segment), there is a “**Frozen Horizon**” instead of a Fixing Horizon. PP/DS heuristics is not scheduled to run within the frozen horizon. Only the PP/DS planner can manually create or change the PP/DS orders within the frozen horizon. R/3 is involved but it is the PP/DS set up that protects PP/DS orders within this horizon.

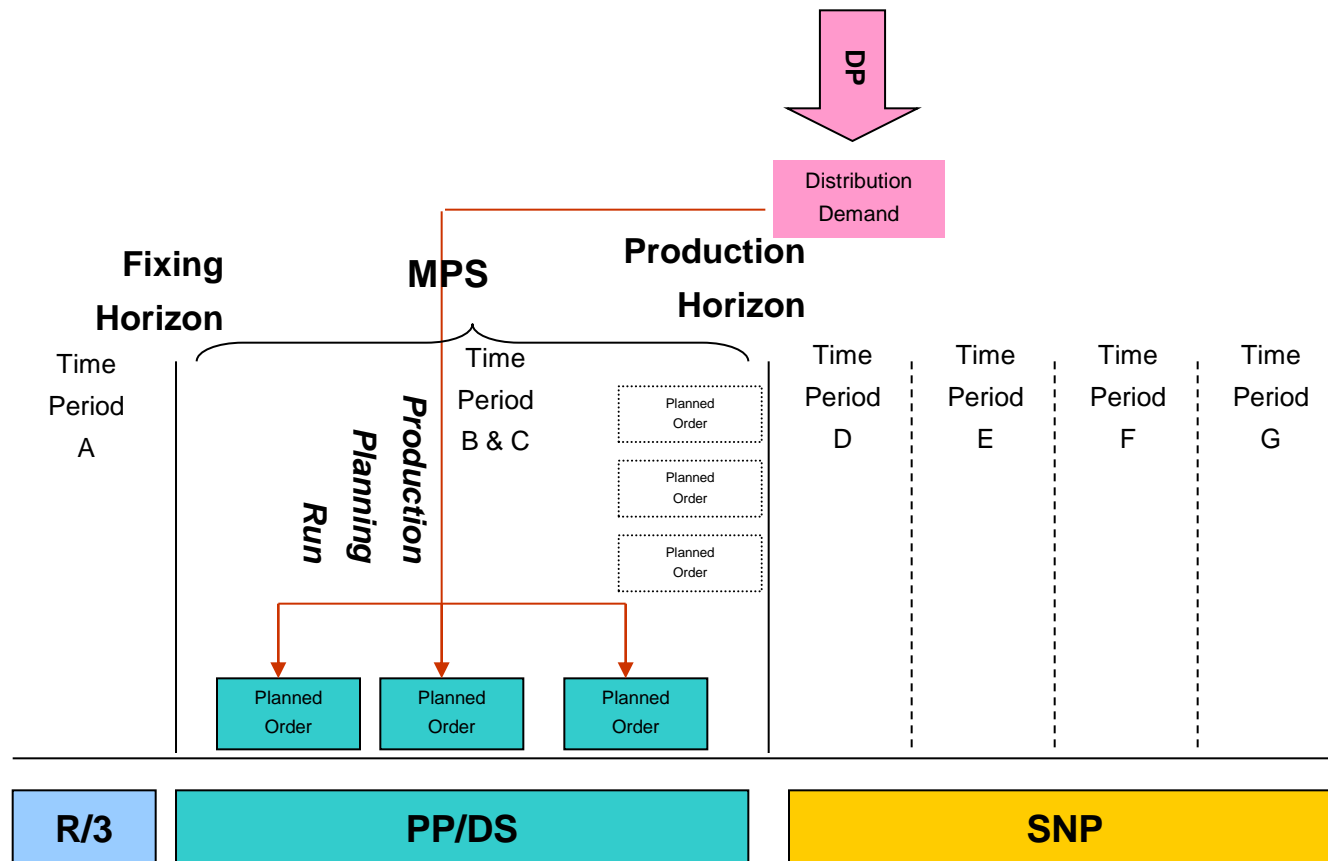
How Does It All Operate?

**‘Heuristics’ planning is performed at the supply planning level
to create a ‘Master Production Plan (MPP)’**



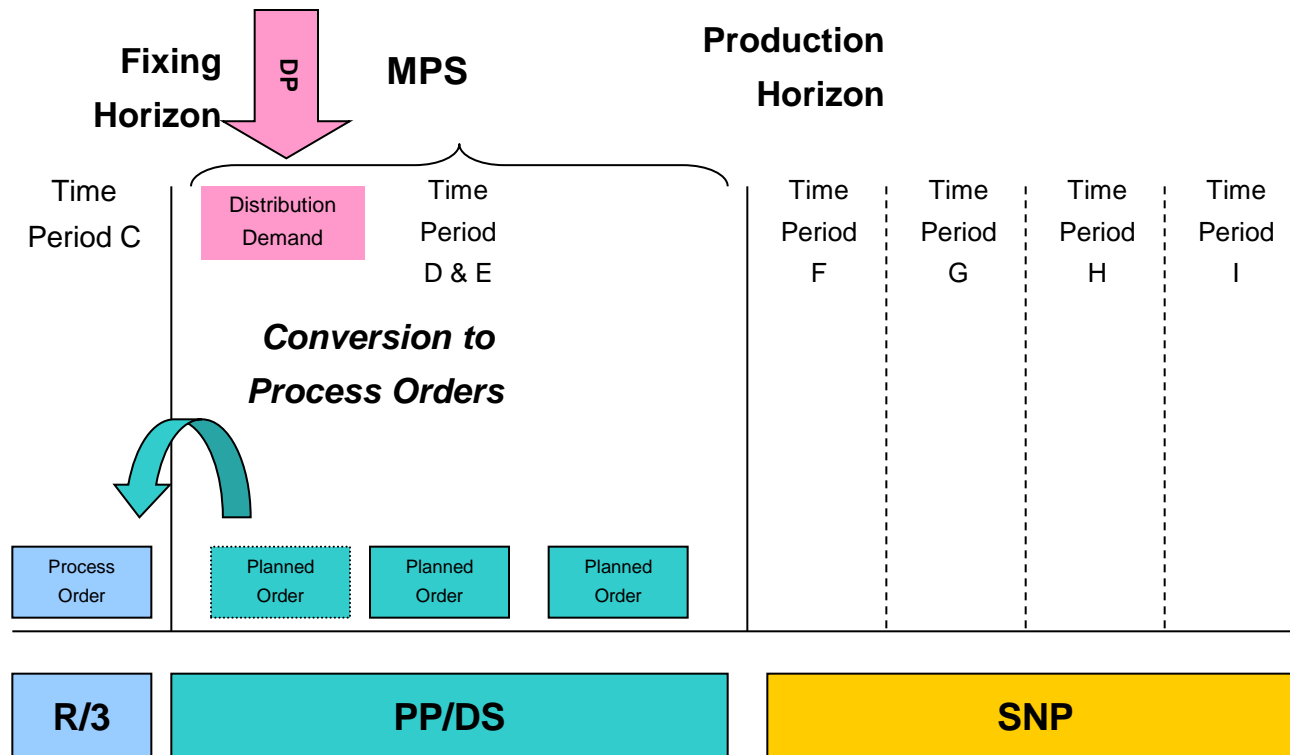
How Does It All Operate?

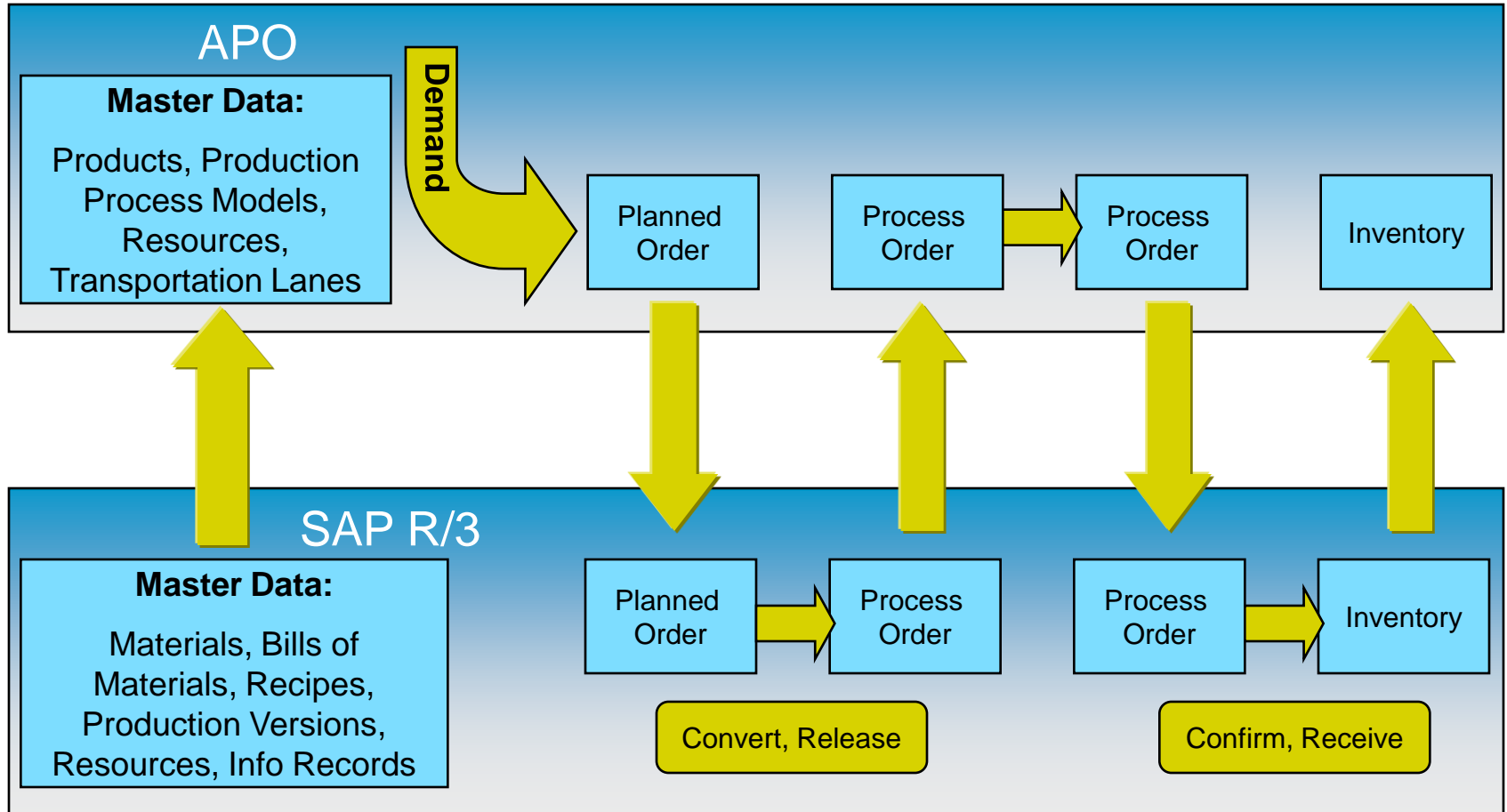
‘Master Production Plan’ is converted into a ‘Master Production Schedule’ through PP/DS ‘Heuristics’



How Does It All Operate?

'Master Production Schedule' (MPS) is committed to the shop floor





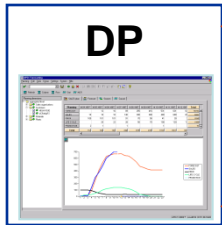
* With the implementation of PP/DS process orders can be maintained in APO

- Product Master Data:
 - Products with MRP type “**X0**” (externally planned) are created in APO.
- Key data in R/3 used to create APO product:
 - Product number.
 - Product / location combinations.
 - Minimum / maximum / fixed lot sizes and rounding values.
 - Safety stock.
 - Production horizon.

- Key data in R/3 used to create APO resources:
 - Factory calendar.
 - Standard capacity based on shifts.
 - Number of capacities for multi-activity resources.
 - Utilization factor.
- Key data in R/3 used to create APO Locations
 - Plants/DC's such as GU09, RM06, KX31, PR16 etc.
 - Locations can also be vendors and customers.

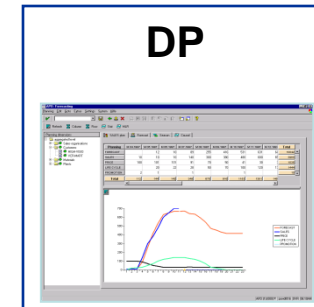
- Key data in R/3 used to create APO PPMs:
 - **Bill of Material:**
 - Contains only input and output products planned in APO.
 - Quantities (input and output).
 - **Recipe:**
 - Phases (includes resource consumption).
 - **Production Versions:**
 - Validity dates must be accurate.
 - Must be “not locked”.
 - Lot sizes must be accurate (match Material Master).

- ◆ Demand Planning is the area within APO where product demand information is accumulated.
- ◆ Functionality includes:

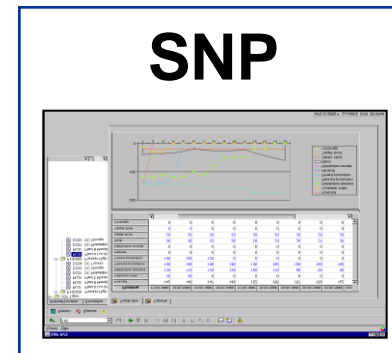


- ◆ Generation of Statistical Forecast based on sales history.
- ◆ Consensus Demand Forecast for 36 months.
- ◆ Ability to manually adjust demand for market developments.
- ◆ Proportional allocation of forecast to required selling Distribution Centers for reduction.

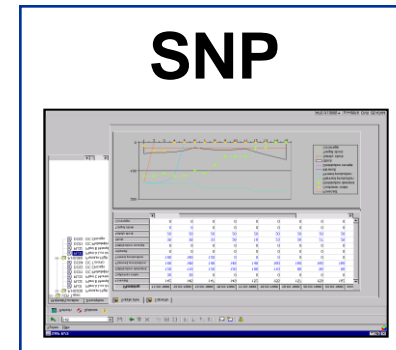
- Demand planning enables supply forecasting and planning demand in consideration of historical demand data, causal factors, marketing events, market intelligence, and sales objectives.
- Results from the planning process can be automatically fed to other nodes of the supply chain.
- Alert tool for exceptions



- **The area within APO where the supply planning information is accumulated from SAP R/3.**
 - ◆ Heuristics Planning.
 - ◆ Optimization.
 - ◆ Capacity Leveling.
 - ◆ Generation of a Master Production Plan for the manufacturing site

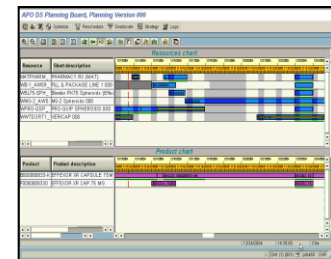


- Creates a very close match between supply and demand by integrating purchasing, manufacturing and distribution, into one consistent model.
- Able to synchronize activities and plan material flow throughout the entire supply chain.
- Enables dynamic determination of how and when inventory should be distributed.



- PP/DS is a component within APO that is used for short-term planning.
- PP/DS allows for material and capacity requirement planning for in-house production, external procurement, and stock transfer in a production plant at the operational level.

Production Planning / Detailed Scheduling



- A real time integrated solution for detailed scheduling and planning of production.
 - Tightly linked with R/3 order execution
- Time continuous planning – for example orders are planned to the second.
- Cross plant planning with order pegging
- Alert tool for exceptions – over coverage and under coverage
- On-line graphical planning tool
 - Drag and Drop capability – Manual rescheduling
 - Dynamic charts
 - Simulation mode

Hands on exercises in the SAP APO system and real life project scenarios

You should now be able to:

- Describe APO.
- Define high level business processes within APO.
- Explain the three different areas within APO:
 - Demand Planning (DP).
 - Supply Network Planning (SNP).
 - Production Planning / Detailed Scheduling (PP/DS).
- Describe the benefits of DP, SNP and PP/DS

THANK YOU